

## Verzeichnis Pläne Vogtwil

### Beschreibung

Inhaltsverzeichnis  
Layout Stellpult  
Verdrahtung Stellpult 1  
Verdrahtung Stellpult 2  
Anschlüsse Stellpult  
Verdrahtung Gleis 10 und 20  
Verdrahtung Bahnhof und Strecke Vogtwil - Flückigen  
Schaltplan Block 5 und 3 Richtung Hosangen  
Schaltplan Block 6 und 4 Richtung Flückigen  
Schaltplan Gleis 10 und 20  
Schaltplan Gleis 30 und 40  
Freigabebaustein FGB VW

### Blatt

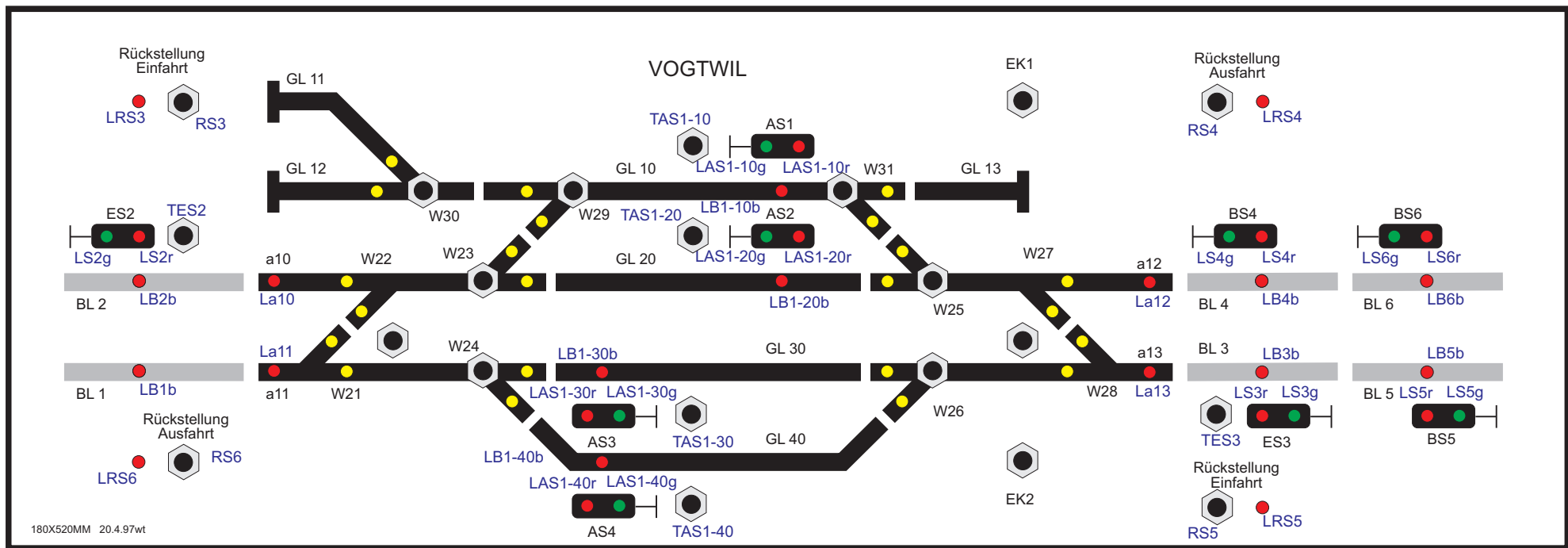
VOG-PL-01  
VOG-ST-01  
VOG-VP-01  
VOG-VP-02  
VOG-VP-03  
VOG-VP-04  
VOG-VP-05  
VOG-SP-01  
VOG-SP-02  
VOG-SP-03  
VOG-SP-04  
VOG-MO-01



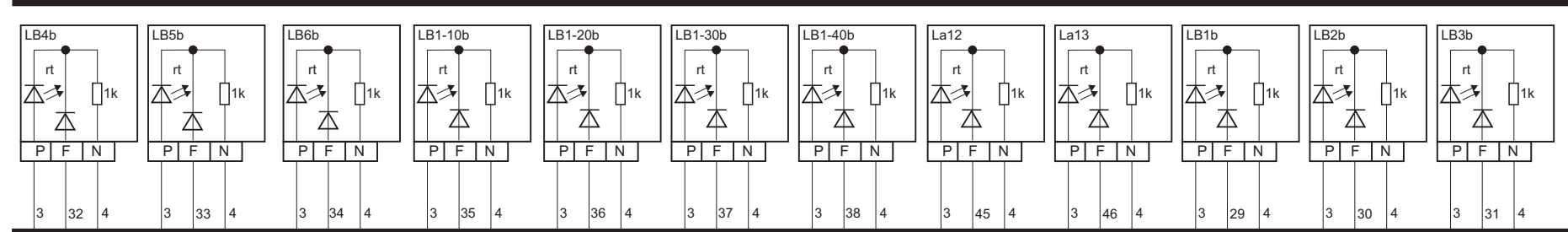
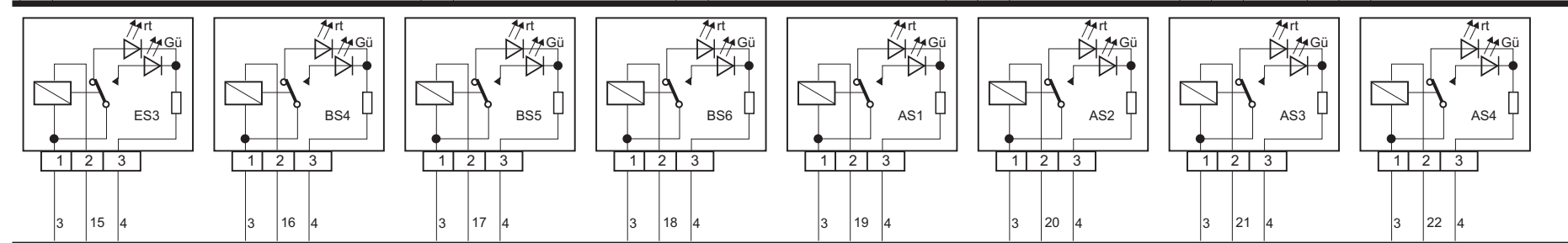
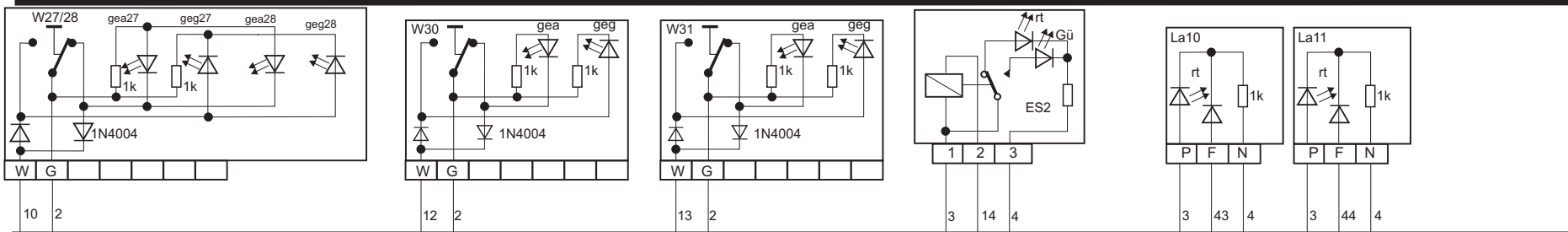
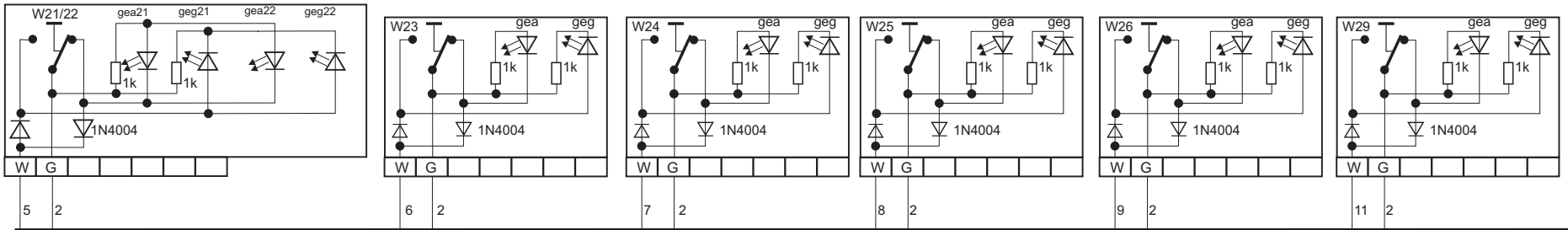
Inhaltsverzeichnis Vogtwil

Blatt VOG-PL-01  
10.11.2008

© W. Truffer

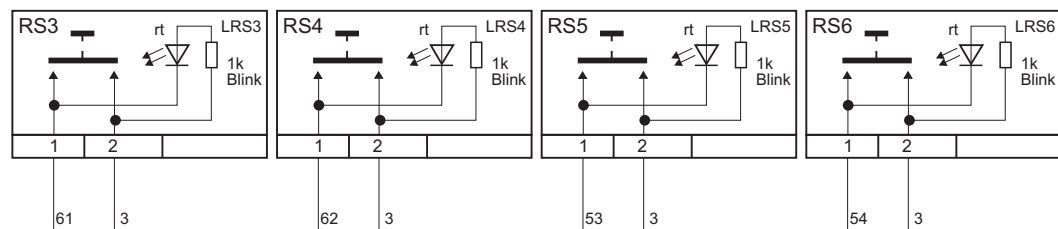


**Baupläne Vogtwil**  
 Stellputz  
 Blatt VOG-ST-01  
 10.11.2008  
 © W. Truffer



**Verdrahtungspläne Vogtwil**  
 Stellpult 1  
 Blatt VOG-VP-01  
 10.11.2008

© W. Truffer

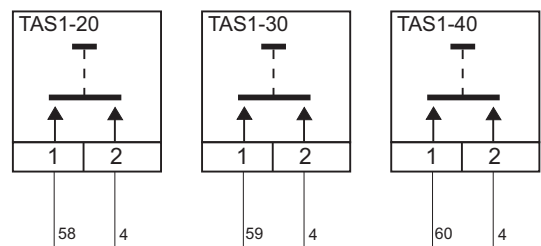


**P5 41617 SL31 12 00 37 3.80**

1	2	3	4	5	6	7	8	9	10	11	12	13	14	15	16	17	18	19	20	21	22	23	24	25	26	27	28	29	30	31
1	2	3	4	5	6	7	8	9	10	11	12	13	14	15	16	17	18	19	20	21	22	23	24	25	26	27	28	29	30	31

**P6 41617 SL21**

1	2	3	4	5	6	7	8	9	10	11	12	13	14	15	16	17	18	19	20	21
32	33	34	35	36	37	38	39	40	41	42	43	44	45	46	47	48	49	50	51	52



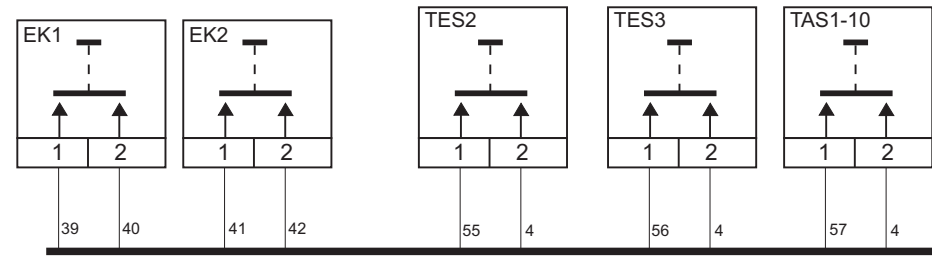
**Freigabebaustein FGB VW**


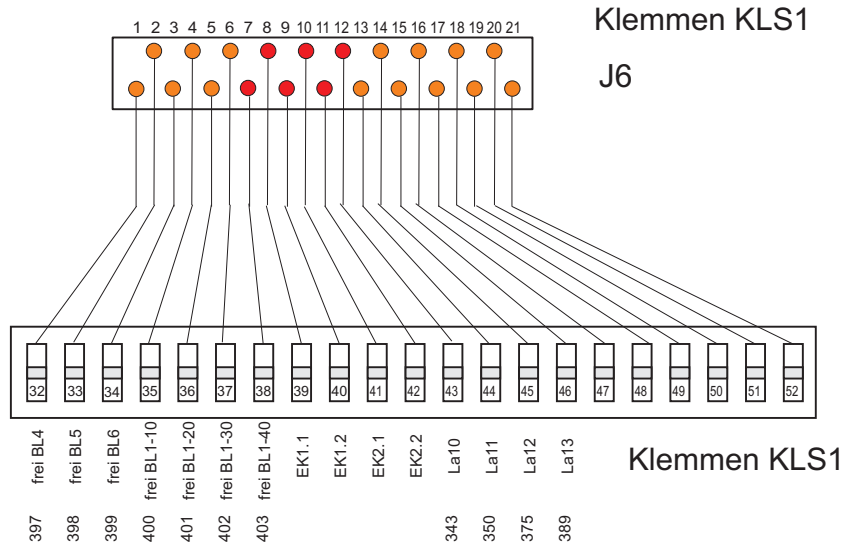
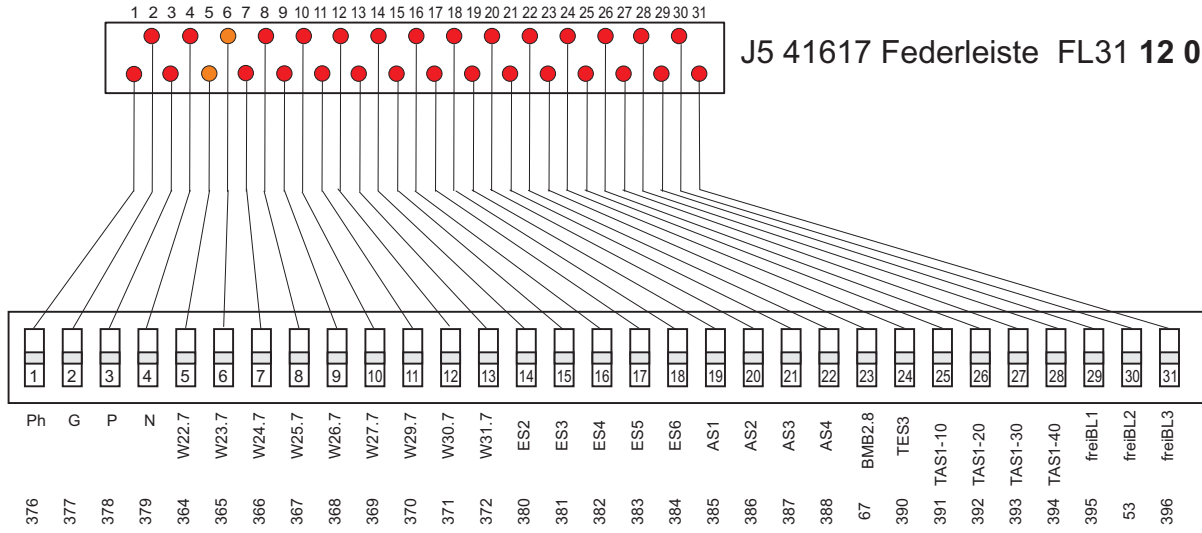
RS3	RS4	RS5	RS6	TiS2	TiS3	Ti1-10	Ti1-20	Ti1-30	Ti1-40	ToS2	ToS3	To1-10	To1-20	To1-30	To1-40	P	N
61	62	53	54	55	56	57	58	59	60	23	24	25	26	27	28	3	4



**Verdrahtungspläne Vogtwil**  
 Stellpult 2  
 Blatt VOG-VP-02  
 10.11.2008

© W. Truffer

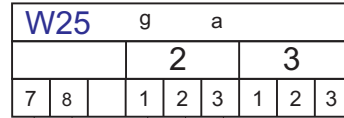
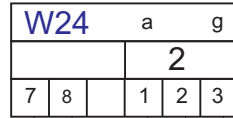
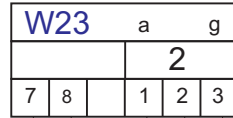
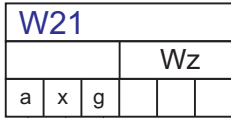




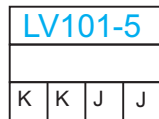
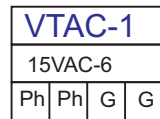
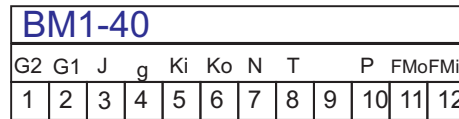
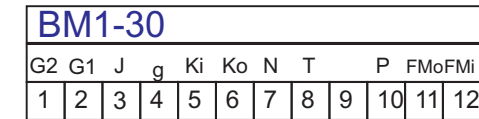
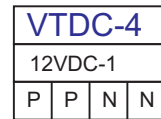
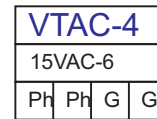
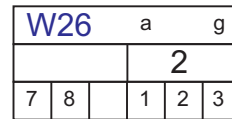
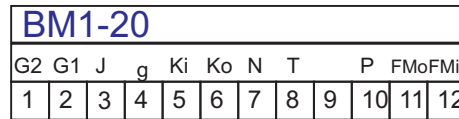
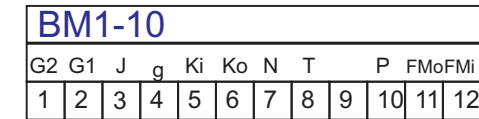
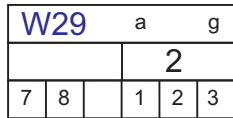
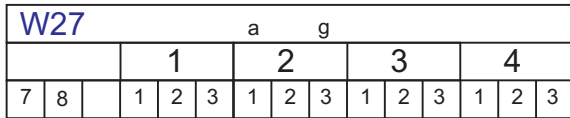
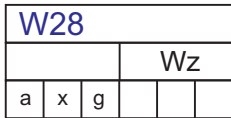
**Verdrahtungspläne Vogtwil**  
 Stellpult Anschlüsse  
 Blatt VOG-VP-03  
 10.11.2008

© W. Truffer

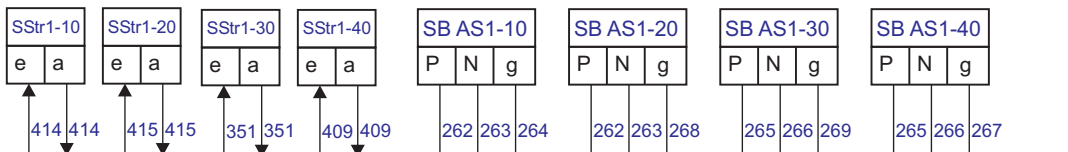
Wz nicht eingezeichnet !



Wz nicht eingezeichnet !

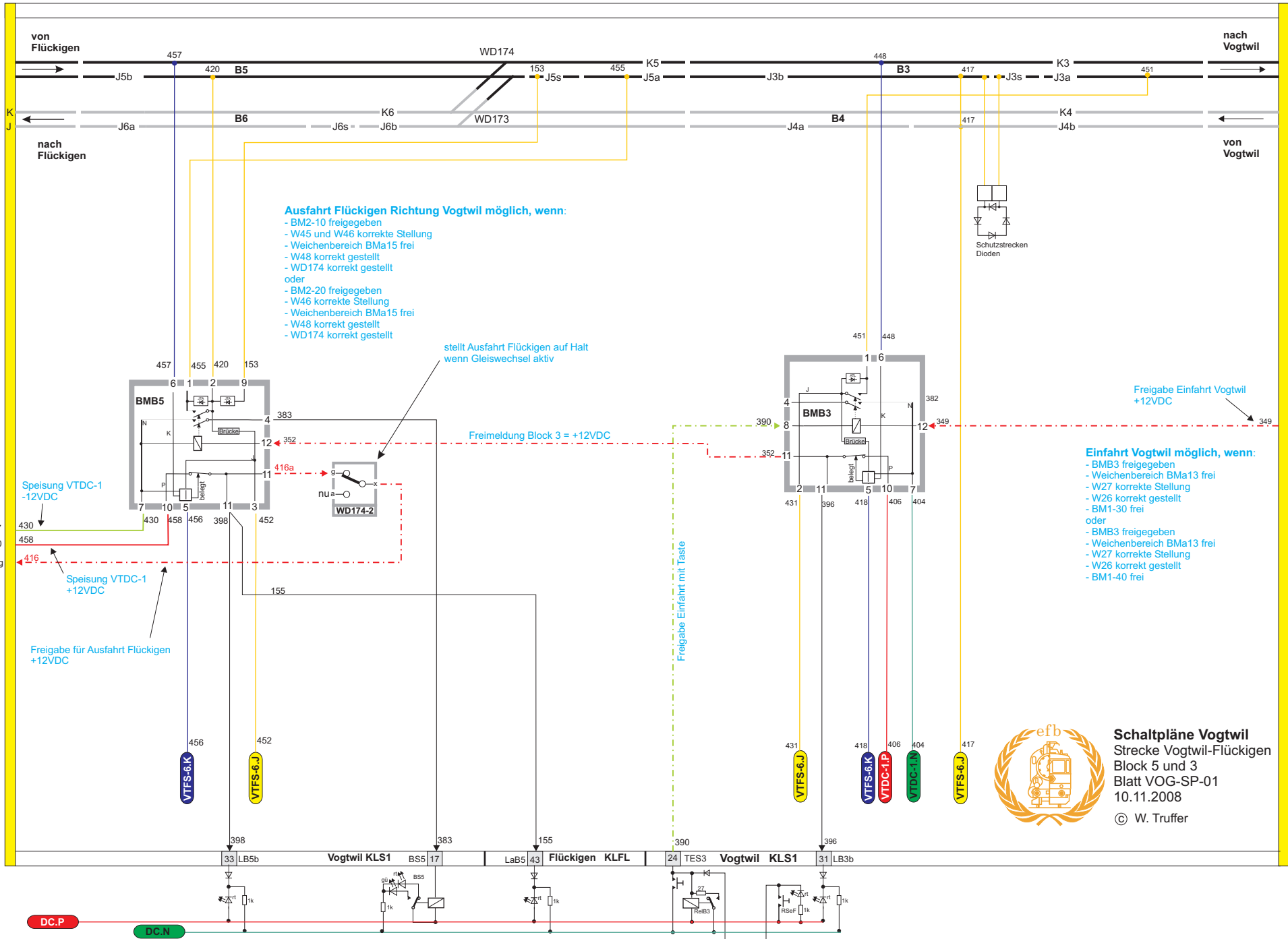



**Verdrahtungspläne Vogtwil**  
Gleis 10 und 20  
Blatt VOG-VP-04  
10.11.2008  
© W. Truffer



- 348 BMa13.9
- 346 BMa10.9
- 360 BMa11.11
- 355 BMa12.11
- 364 KLS1.5
- 365 KLS1.6
- 366 KLS1.7
- 367 KLS1.8
- 368 KLS1.9
- 369 KLS1.10
- 370 KLS1.11
- 371 KLS1.12
- 372 KLS1.13
- 376 KLS1.1
- 377 KLS1.2
- 378 KLS1.3
- 379 KLS1.4
- 385 KLS1.19
- 386 KLS1.20
- 387 KLS1.21
- 388 KLS1.22
- 391 KLS1.25
- 392 KLS1.26
- 393 KLS1.27
- 394 KLS1.28
- 400 KLS1.35
- 401 KLS1.36
- 402 KLS1.37
- 403 KLS1.38
- 413 J1-10a
- 414 J1-10s
- 415 J1-20s
- 419 K1-20
- 421 J1-20a
- 425 K1-30
- 427 J1-30a
- 411 K1-10
- 351 J1-30s
- 409 J1-40s
- 434 K1-40
- 436 J1-40a





**Ausfahrt Flückigen Richtung Vogtwil möglich, wenn:**

- BM2-10 freigegeben
- W45 und W46 korrekte Stellung
- Weichenbereich BMa15 frei
- W48 korrekt gestellt
- WD174 korrekt gestellt
- oder
- BM2-20 freigegeben
- W46 korrekte Stellung
- Weichenbereich BMa15 frei
- W48 korrekt gestellt
- WD174 korrekt gestellt

stellt Ausfahrt Flückigen auf Halt wenn Gleiswechsel aktiv

Freimeldung Block 3 = +12VDC

Freigabe Einfahrt Vogtwil +12VDC

**Einfahrt Vogtwil möglich, wenn:**

- BMB3 freigegeben
- Weichenbereich BMa13 frei
- W27 korrekte Stellung
- W26 korrekt gestellt
- BM1-30 frei
- oder
- BMB3 freigegeben
- Weichenbereich BMa13 frei
- W27 korrekte Stellung
- W26 korrekt gestellt
- BM1-40 frei

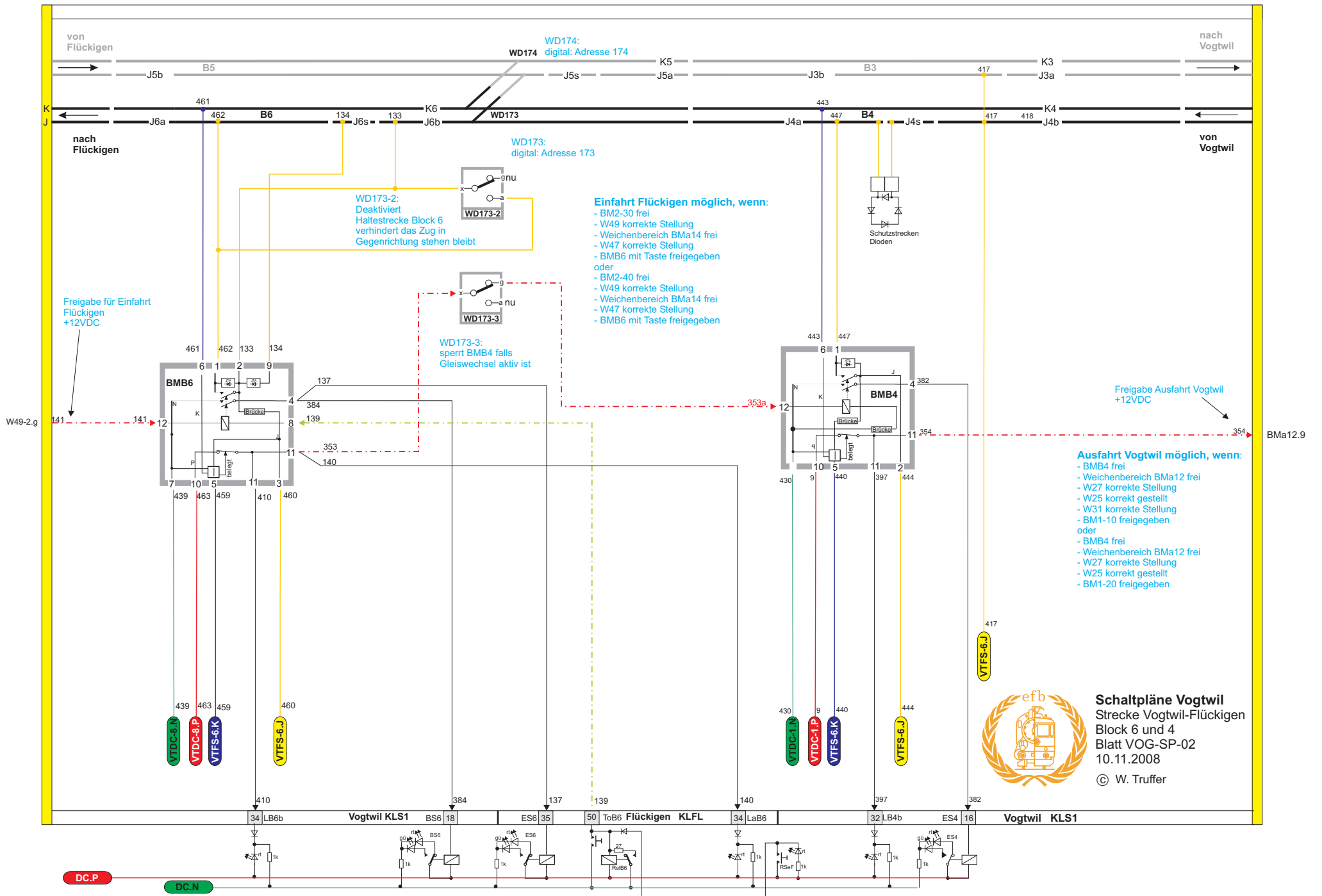


**Schaltpläne Vogtwil**  
 Strecke Vogtwil-Flückigen  
 Block 5 und 3  
 Blatt VOG-SP-01  
 10.11.2008  
 © W. Truffer

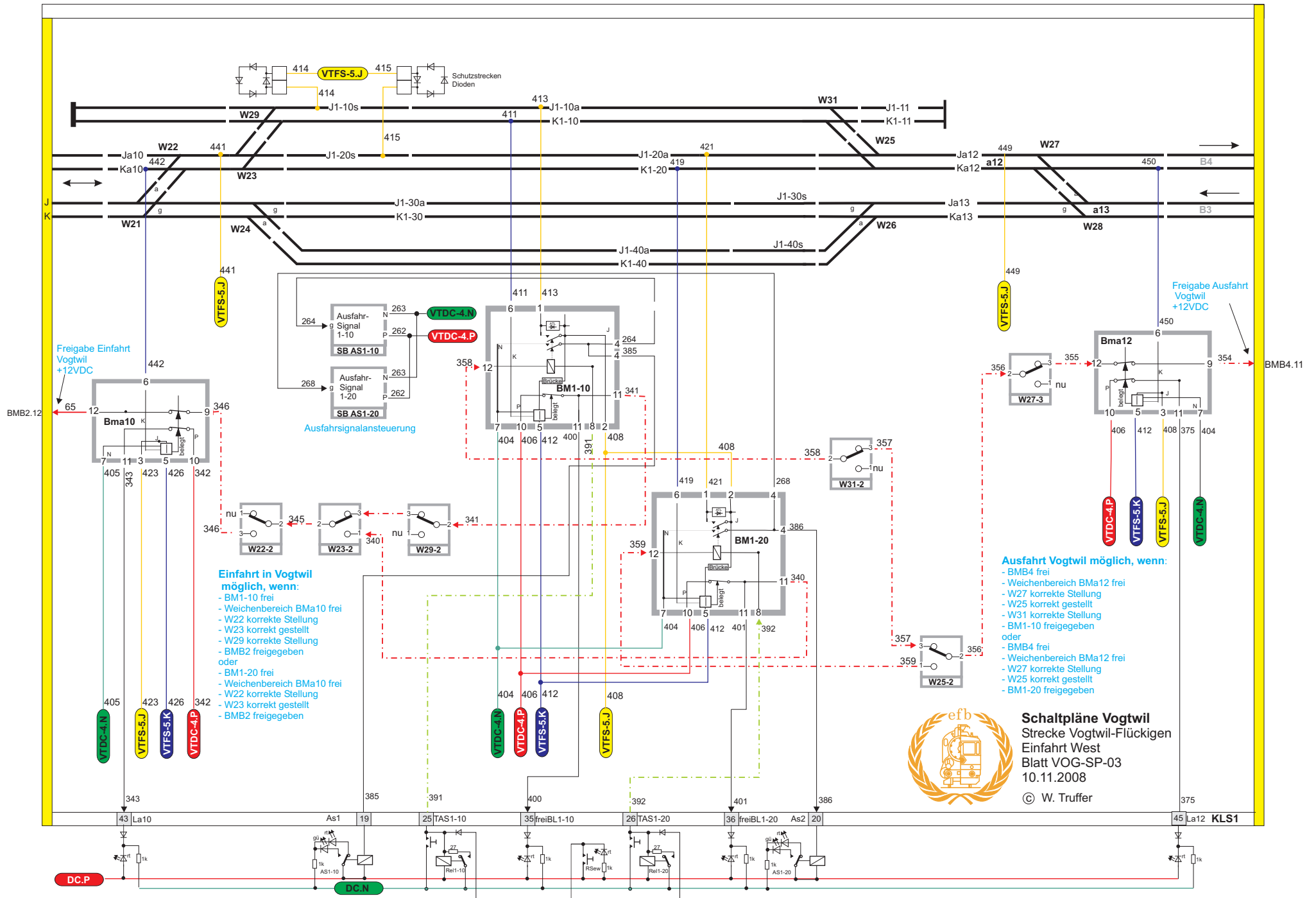
BMa13.12

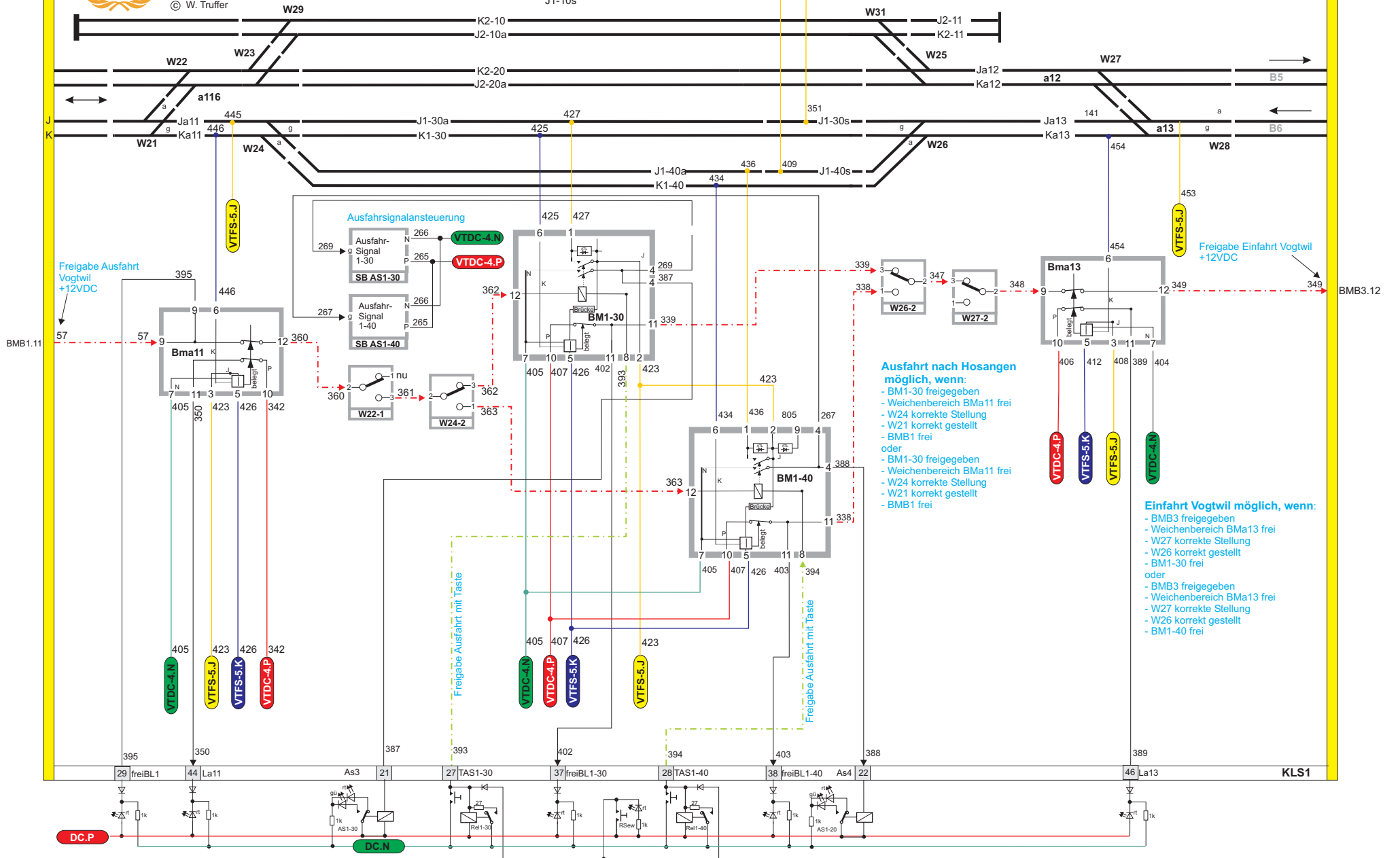
DC.P

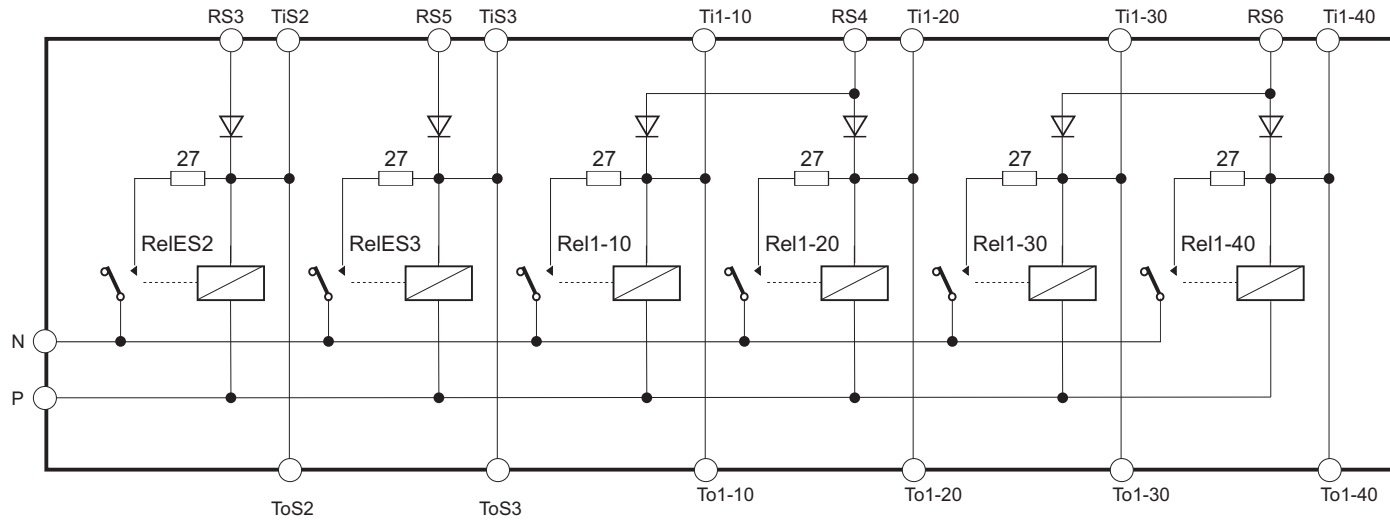
DC.N




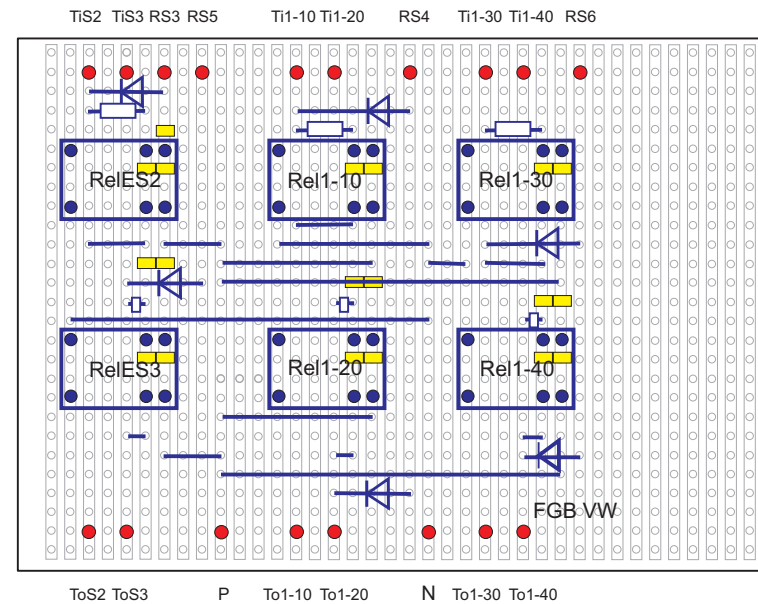
**Schaltpläne Vogtwil**  
 Strecke Vogtwil-Flückigen  
 Block 6 und 4  
 Blatt VOG-SP-02  
 10.11.2008  
 © W. Truffer







CHF 18.50



**Module Vogtwil**  
 Freigabebaustein FGBVW  
 Blatt VOG-MO-01  
 12.11.2008

© W. Truffer